

CMT and TPMS Sign-Up Instructions

ISBI 2023 has switched to Microsoft's Conference Management Toolkit (CMT). Within CMT, we will use the Toronto Paper Matching System (TPMS) to help in the assignment of associate editors and reviewers to papers.

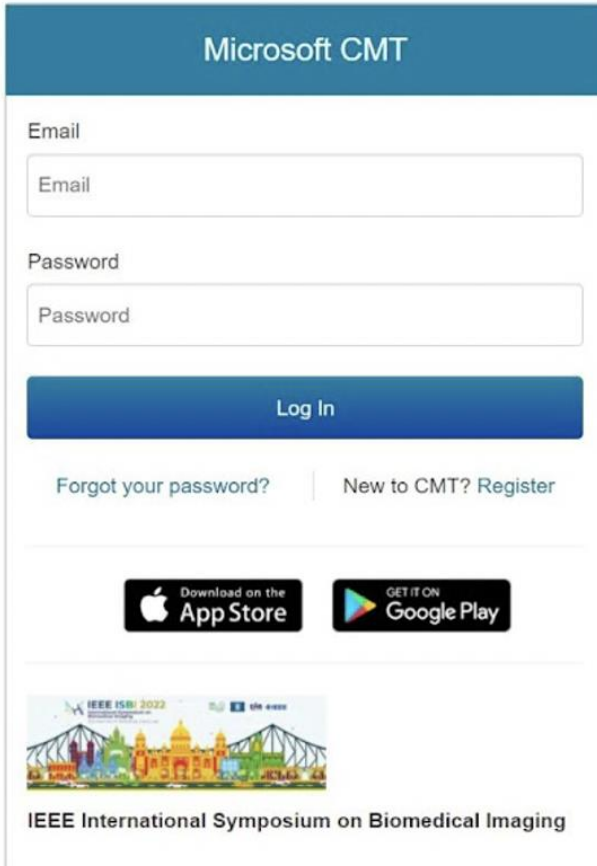
There are two parts of the signup:

1. CMT signup and
2. TPMS signup.

Your email address must be the same for both signups.

Instructions for CMT Sign Up:

1. Go to the CMT registration link:
<https://cmt3.research.microsoft.com/IEEEISBI2023/>



2. Fill out your personal details including email address, name, organization, and (optionally) your profile information on external systems like Google Scholar.

Create New Account

Login information

* Email This email will be used to login into CMT

* Password

* Confirm Password

Personal Information

* First Name

Middle Initial

* Last Name

Nickname

* Organization Name

* Country/Region

External Profile Information

Google Scholar Id

Semantic Scholar Id

DBLP Id

Verification

Enter the characters you see

New | Audio



I agree to the Microsoft CMT's Author's Statement, Terms Of Use and Privacy & Cookies

Register

No, thanks

3. You will see a message confirming that your account has been registered and instructing you to activate the account via the email that has been sent to you.

Welcome to CMT !

Your account has been registered, please verify it by clicking the activation link that has been sent to this email address.

If you do not receive the activation link

If you do not receive our mail to activate account, the following are some of the possible reasons for the problem.

1. *You typed in an incorrect email address.*
2. *Slow mail processing at your email server.*
3. *Your mailbox has exceeded quota.*
4. *Spam filters configured at your mailbox or email server have marked the email as spam.*
5. *There are connection issue with your email server.*

CMT could not address issues related to your mailbox or mail server. You could probably try to use an email account such as Hotmail, Outlook, Gmail, or Yahoo! Mail. You will be able to change email address with your account later.

4. Check your inbox for the email address that you provided during registration. An email from Microsoft CMT should have arrived, containing the activation link.




Account Verification Inbox x



Microsoft CMT <email@msr-cmt.org>

to  ▾

Hello V. ,

Please click the following link to complete email verification:

<https://cmt3.research.microsoft.com/User/VerifySignup/?email=194050015%40iitb.a>

Thanks,

CMT Team

Download the CMT app to access submissions and reviews on the move and receive n

<https://apps.apple.com/us/app/conference-management-toolkit/id1532488001>

<https://play.google.com/store/apps/details?id=com.microsoft.research.cmt>

To stop receiving conference emails, you can check the 'Do not send me conferen

Microsoft respects your privacy. To learn more, please read our [Privacy Statement](#)

Microsoft Corporation

One Microsoft Way

Redmond, WA 98052

5. Clicking on the activation link should take you to a confirmation page informing you that your account has been successfully verified.

Account Verification

Hello V [redacted], your account [redacted]@iitb.ac.in has been verified, click [here](#) to log into CMT.

6. After logging in, you should see the console page. For instance, if you are a reviewer, you should see a page as shown below.

• Chairs have requested reviewers to select

Reviewer Console

Please click [here](#) to view Welcome Message & Instructions.

Paper ID ↑	Title
<input type="text" value="e.g. <3"/> <small>Clear</small>	<input type="text" value="filter..."/>

Instructions for TPMS Sign Up:

1. After the CMT registration, login to TPMS at <http://torontopapermatching.org/webapp/profileBrowser/login/>. If you don't have an account, then please register first.

Welcome to the Toronto Paper Matching System

The service will let you keep a permanent publication profile which will be used by conferences in matching papers to reviewers. [More info](#)

Please log in below or [register](#) if you do not yet have an account.

Username: (username is an email)

Password:

[Password reset](#)

[About the service](#)

2. In order to register to create an account, enter a valid reviewer email (i.e., the email address for your CMT), your name, and choose a suitable password. NOTE: It is important to use the same email address for both CMT and TPMS.

Registration page

Username: Your reviewer email (i.e., the email address you use with your CMT or ConfM we communicate with these services using your email as a unique ID). 60 chara

First Name:


Last Name:

Password:

Password confirmation: Enter the same password as above, for verification.

3. You can update your user information, including changing your email address, by clicking the "Update account info." link on the left panel. The email address for your CMT account and your TPMS account must be an EXACT match.

Actions


[Redacted]
Selected Papers
Upload papers
Update account info.
Logout


Username: Your reviewer i

First name:

Last name:

4. Selected papers section on TPMS.

Actions



[Redacted]
Selected Papers
Upload papers
Update account info.
Logout

Currently selected papers:

No uploaded files yet

5. Upload relevant papers section on TPMS. You can upload the papers from your hard drive or you can provide publicly available URLs (such as on ieeexplore). Note that the more papers you upload relevant to your research the better the reviewer assignments would be. We suggest uploading at least three of your latest papers that you feel are relevant to ISBI.

Actions

- 
- Selected Papers**
- Upload papers
- Update account info.
- Logout

Please use either (or both) of the following options to populate your paper profile. If possible please provide at least 5-10 publications.

1) Papers from URLs

Representative publications, **one per line in either (or both)** of the following formats:

- Paper URL (e.g. <http://www.foo.edu/bar.pdf>)
- The URL of a publications page (all pdf papers that can be directly retrieved from that page)

Once you press "Download papers" we will start downloading your papers. This operation might take a few minutes. During this time we will try to keep you updated on the progress.

2) Papers from your hard drive

No file chosen

TO REPORT PROBLEMS PLEASE CONTACT: REVIEWER-PAPER-MATCHING-PROBLEMS@CS.TORONTO.EDU

In case of any questions, please contact the organizing team at IEEEISBI-Support@listserv.ieee.org